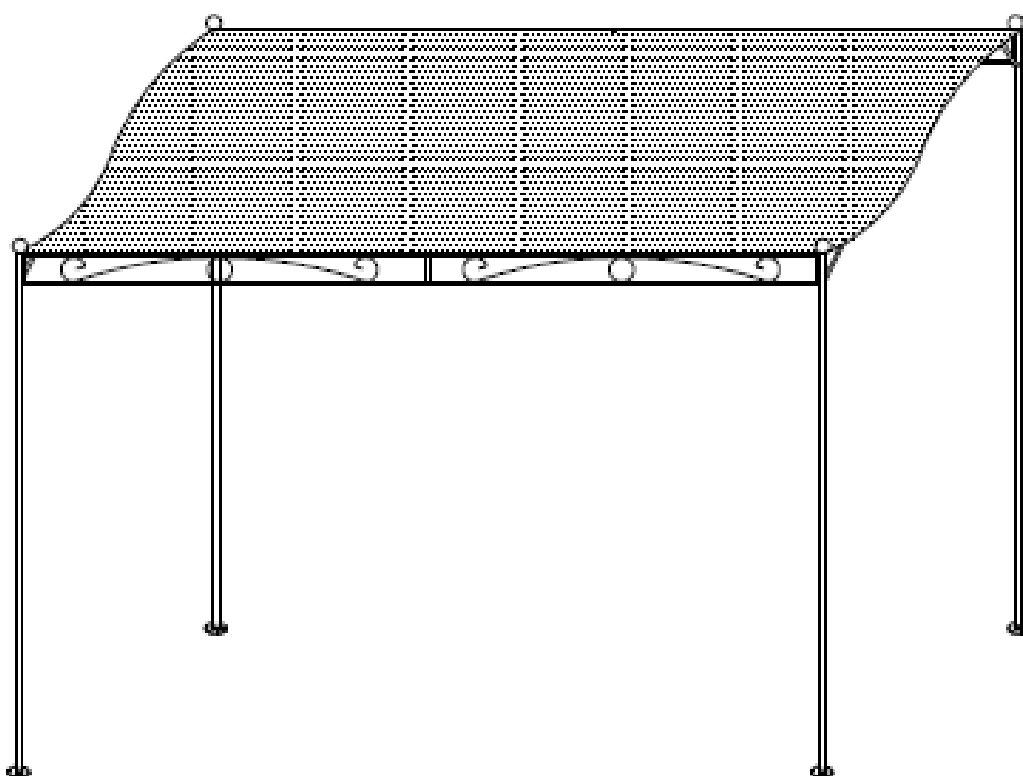


# Free Standing Awning UV 50+ 10654 Instructions for Use

Please read and retain these instructions for future reference

v001: 01/11/16



\*Calls cost 7 pence per minute plus your telephone company's network access charge.

Head Office, 11 Bridge Street,  
Bishop's Stortford CM23 2JU  
Tel: 0844 482 4400\*  
Fax: 01279 756595  
[www.coopersofstortford.co.uk](http://www.coopersofstortford.co.uk)


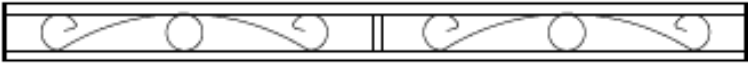


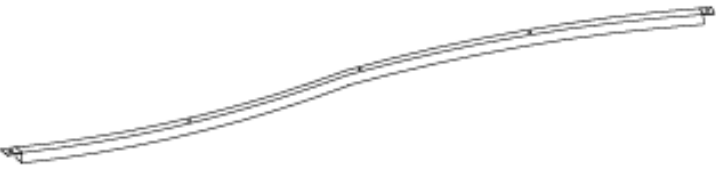












**Coopers**  
OF STORTFORD

# Free Standing Awning UV 50+ 10654 Instructions for Use

Please read and retain these instructions for future reference

v001: 01/11/16

## Parts List:

			
1#	2PCS	3#	2PCS
			
2#	2PCS	4#	2PCS
			
		5#	1PC
			
		6#	6PCS
			
7#	4PCS	8#	4PCS
			
9#	16PCS	10#	2PCS
			
11#	4PCS	12#	16PCS
			
13#	22PCS	14#	16PCS
			
15#	8PCS	16#	2PCS
			
17#	1PC		

Head Office, 11 Bridge Street,  
Bishop's Stortford CM23 2JU  
Tel: 0844 482 4400\*  
Fax: 01279 756595  
www.coopersofstortford.co.uk

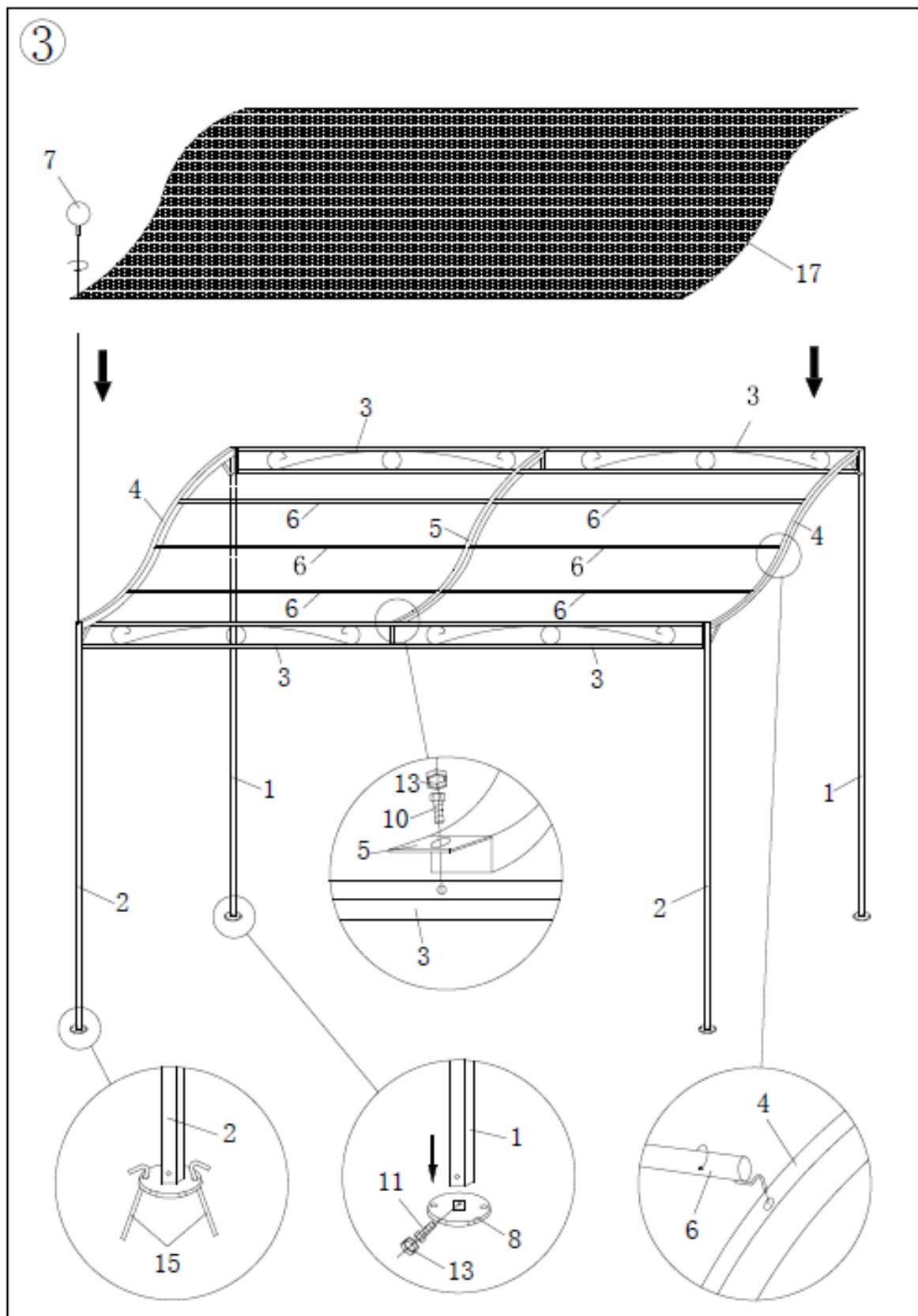
**Coopers**  
OF STORTFORD

\*Calls cost 7 pence per minute plus your telephone company's network access charge.

# Free Standing Awning UV 50+ 10654 Instructions for Use

Please read and retain these instructions for future reference

v001: 01/11/16



\*Calls cost 7 pence per minute plus your telephone company's network access charge.

Head Office, 11 Bridge Street,  
Bishop's Stortford CM23 2JU  
Tel: 0844 482 4400\*  
Fax: 01279 756595  
www.coopersofstortford.co.uk

**Coopers**  
OF STORTFORD

# Free Standing Awning UV 50+ 10654 Instructions for Use

Please read and retain these instructions for future reference

v001: 01/11/16

## **WARNINGS / CAUTIONS:**

- Place Awning on a level surface.
- Check and tighten the fixings before each use.
- Remove the material part when not in use.
- Do NOT leave the Awning out in extreme weather conditions.

## **CLEANING INSTRUCTIONS:**

- Wipe clean with a soft brush

## **DISPOSAL:**

- Dispose of all packaging, paper, cartons and plastic, plastic bags in accordance with your local recycling regulations.
- At the end of the product's lifespan please dispose of it at an authorised household waste recycling centre.