



Emergency Light / Sensor Light

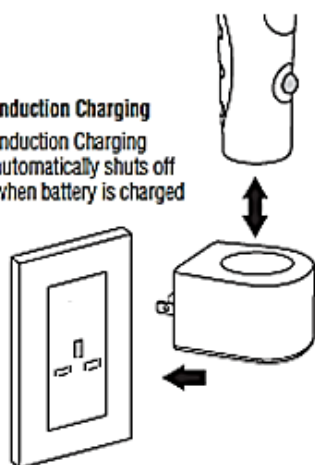


Flashlight / Torch

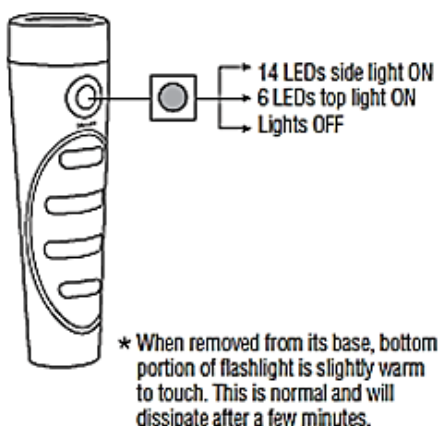
## OPERATING INSTRUCTIONS

To obtain optimal result charge 6 to 7 hours before using.

**Induction Charging**  
Induction Charging automatically shuts off when battery is charged

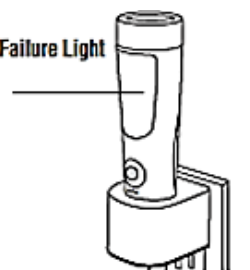


**Press Button for Flashlight**



**Emergency Power Failure Light**

14 LEDs side light automatically ON with power failure

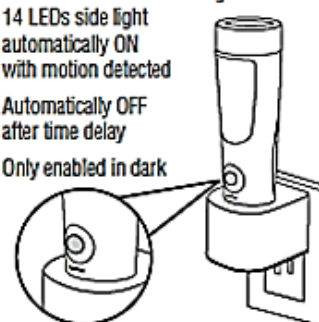


**Infrared Motion Sensor Light**

14 LEDs side light automatically ON with motion detected

Automatically OFF after time delay

Only enabled in dark



Welcome to your rechargeable night light/torch. Plug into a standard 3-pin socket, the night light is triggered by movement so it only works when you need it.

**Charge for 7 hours before first use.**

If there is a power cut the night light switches to its internal rechargeable battery and lights up automatically.

You can then lift the light from its holster to give you an emergency torch too.

Ideal for placing in hallways, landings, by your fuse box for dealing with tripped switches, in garages, boats and caravans.

## SPECIFICATIONS

**FOR INDOOR USE ONLY DO NOT USE OUTDOORS**

- FLASHLIGHT
- EMERGENCY POWER FAILURE LIGHT
- INFRARED MOTION SENSOR LIGHT
- 14+6 BRIGHT LEDs
- INDUCTION CHARGING BASE: 220-240V, 50Hz
- RECHARGEABLE LI-ION BATTERY: 3.7V 650MAH
- FULLY CHARGE TIME: 6 TO 7H
- RUN TIME: 14LEDS(SIDE)>3.5H, 6LEDS(TOP)>8H
- SENSOR DELAY TIME: 25±5S

# Sensor Night Light & Torch 9845 Instructions for Use

Please read and retain these instructions for future reference

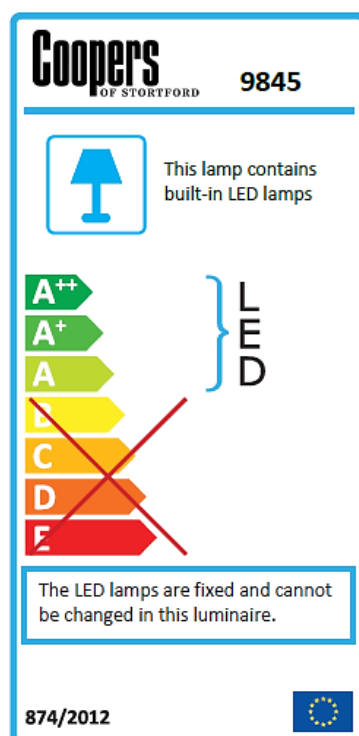
v003: 21/02/18

## WARNINGS:

IMPORTANT SAFETY INSTRUCTIONS, PLEASE READ BEFORE USE:

- FOR INDOOR USE ONLY. DO NOT USE OUTDOORS.
- DO NOT USE THIS APPLIANCE CHARGER IF IT APPEARS TO BE DAMAGED.
- DO NOT LOOK DIRECTLY INTO THE LIGHT SOURCE OR POINT INTO THE EYES OF OTHERS. THIS CAN LEAD TO RETINAL DAMAGE.
- CHARGE THE LIGHT ONLY WITH THE CHARGER PROVIDED.
- DO NOT THROW THE CHARGER INTO THE FIRE AND DO NOT EXPOSE TO EXTREME HEAT. THE CHARGER COULD EXPLODE OR BURST.
- THIS APPLIANCE IS NOT WATERTIGHT AND IS NOT SUITABLE FOR USE IN DAMP CONDITIONS.
- THIS IS NOT A TOY. CLOSE ATTENTION IS NECESSARY WHEN USING NEAR CHILDREN.
- DO NOT USE WITH A DAMAGED POWER OUTLET.
- DO NOT IMMERSE THE APPLIANCE OR CHARGER IN WATER OR ANY OTHER LIQUID.
- DO NOT ATTEMPT TO USE THE CHARGER WITH ANY OTHER PRODUCT.
- ONLY PLUG THE CHARGER INTO A UK STANDARD ELECTRICAL OUTLET. NOT TO BE USED WITH EXTENSION CORDS.
- DO NOT OPERATE WITH A DAMAGED CHARGER OR IF THE APPLIANCE HAD MALFUNCTIONED OR BEEN DAMAGED IN ANY MANNER.
- DO NOT ALLOW CHILDREN TO PLAY WITH THE PACKAGING MATERIALS.
- **CHARGE FOR 7 HOURS BEFORE FIRST USE.**

## ENERGY LABEL:



## DISPOSAL:

- Dispose of all packaging, paper, cartons, plastic and plastic bags in accordance with your local recycling regulations.
- At the end of the product's lifespan please dispose of it at an authorised household WEEE waste recycling centre.

