

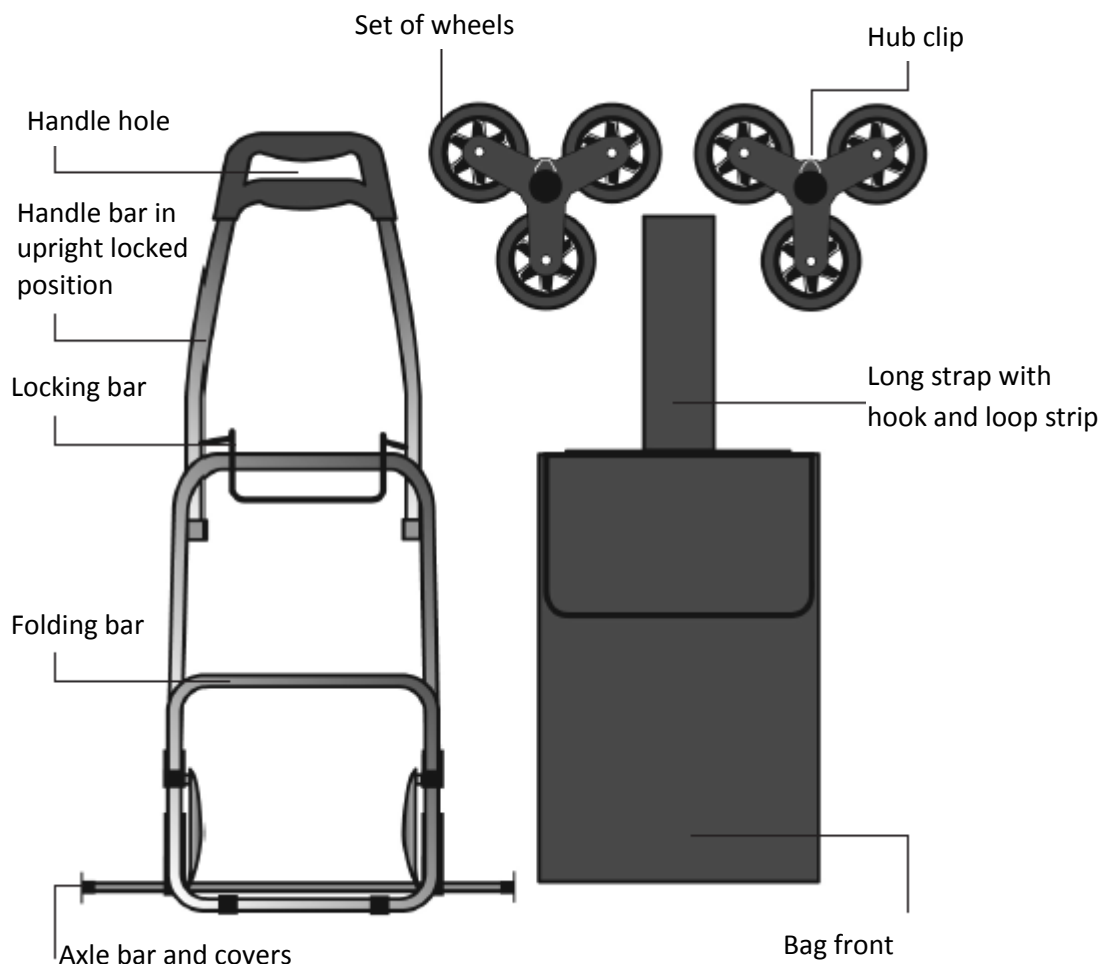
Foldable 6 Wheel Shopping Trolley 10657 Instructions for Use

Please read and retain these instructions for future reference

v002:03/01/17



Detail: Steel tube with paint coating (16 x 0.8mm), foldable
Wheel size: 16cm diameter – max weight: 30kg



Foldable 6 Wheel Shopping Trolley 10657 Instructions for Use

Please read and retain these instructions for future reference

v002:03/01/17



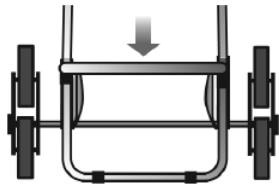
- 1) Remove the axle bar end covers and position the wheels with the centre hole side close to the axle bar.
- 2) Position the axle bar end into the centre hole of the wheels.



- 3) With the wheel in position push the hub clip down to move the wheel onto the axle bar.

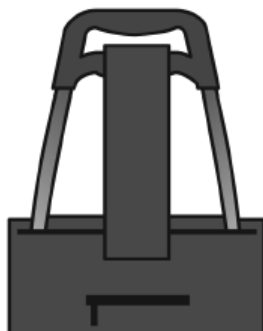
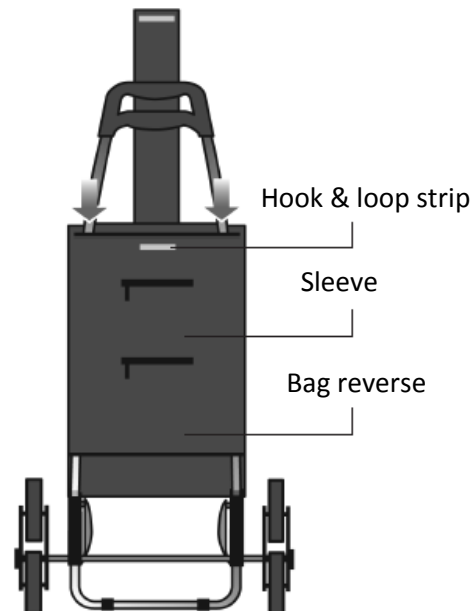


- 4) Pull the hub clip up to secure the wheel in position.




- 5) With the wheels attached, drop down the folding bar to make the Trolley stand.

- 6) Swing the handle bar up and lock in place with the locking bar. On the reverse of the bag there is a sleeve which slides over the handle bar. Ensure the bag front sits on the folding bar.



- 7) The long strap with a hook and loop edge slots through the handle hole and securely attaches to the hook and loop on the back of the bag



- 8) The 6-Wheel Shopping Trolley is now ready to climb stairs or roadside kerbs with ease.

DISPOSAL:

- Dispose of all packaging, paper, cartons and plastic, plastic bags in accordance with your local recycling regulations.
- At the end of the product's lifespan please dispose of it at an authorised household waste recycling centre.