

# 6 Wheel Deluxe Shopping Trolley 10949

# Instructions for Use






Please read and retain these instructions for future reference

v001: 20/09/17



Materials: Carbon steel 16mm x0.6mm  
 Size: 102cm x35.5cm x59cm  
 Capacity: 60L  
 Wheel: EVA, Diameter =16.5cm  
 Bag material: Lining PVC-coated polyester fabric

### Parts:

Unit name	Quantity	Picture			
Frame	1		Shopping bag bottom	1	
Wheel	6				
Axle	2				
Shopping bag	1				

### Assembly:

Head Office, 11 Bridge Street,  
 Bishop's Stortford CM23 2JU  
 Tel: 0844 482 4400\*  
 Fax: 01279 756 595  
[www.coopersofstortford.co.uk](http://www.coopersofstortford.co.uk)

**Coopers**  
 OF STORTFORD

\*Calls cost 7 pence per minute plus your telephone company's network access charge

# 6 Wheel Deluxe Shopping Trolley 10949

# Instructions for Use

Please read and retain these instructions for future reference

v001: 20/09/17



1. Open the framework.



2. Assemble the 2 back wheels as shown.



Remove small end cap and click wheel in place.



3. Then assemble the 4 front wheels with the axle.



4. Fit shopping bag.

Head Office, 11 Bridge Street,  
Bishop's Stortford CM23 2JU  
Tel: 0844 482 4400\*  
Fax: 01279 756 595  
[www.coopersofstortford.co.uk](http://www.coopersofstortford.co.uk)

\*Calls cost 7 pence per minute plus your telephone company's network access charge

**Coopers**  
OF STORTFORD




5. Place the tube into the navy cover to prevent the frame moving.



6. This part can adjust the handle height.



7. Moving part up or down to lock or open the wheels, preventing the trolley from moving.



## Disposal:

- Dispose of all packing, paper, cartons and plastic, plastic bags in accordance with your local recycling regulations.
- At the end of the products' lifespan please dispose of it at an authorized household waste recycling centre.