

Rotating LED Mirror

10986

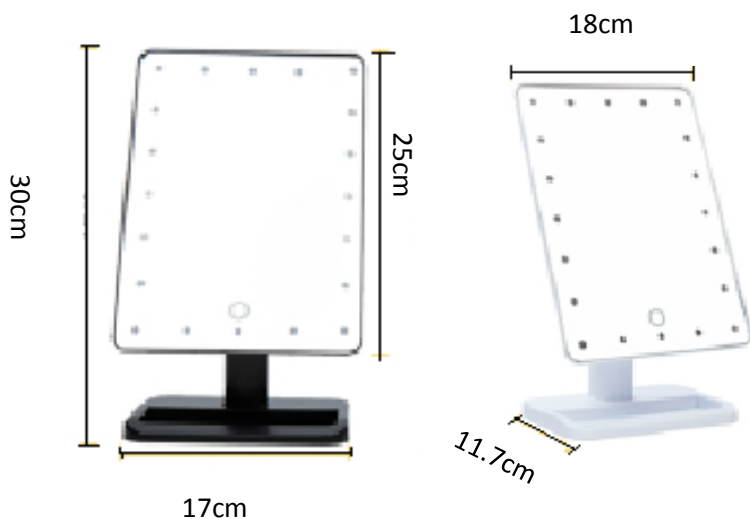
Instructions for Use

Please read and retain these instructions for future reference

v001: 02/10/17



Dimensions:



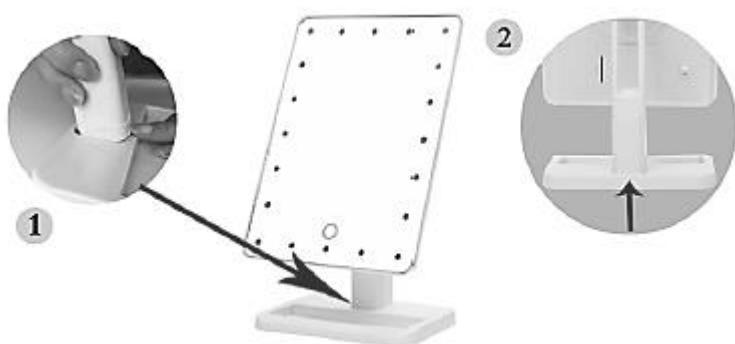
Size:

30cm x18cm x11.7cm

Mirror size:

25cm x17cm

User Instructions:




1. Install brace on the base.
2. Ensure correct installation as shown in illustration 2.

Head Office, 11 Bridge Street,
Bishop's Stortford CM23 2JU
Tel: 0844 482 4400*
Fax: 01279 756 595
www.coopersofstortford.co.uk

Coopers
OF STORTFORD


*Calls cost 7 pence per minute plus your telephone company's network access charge



1. Make sure the 4x AA batteries (not included) are installed in the correct direction.



2. Switch on at the rear.
3. Press and hold the circle button to adjust brightness.



The mirror can be rotated 180 degrees (vertical and horizontal).

BATTERIES

- Keep batteries away from children and pets.
- Do not mix used and new batteries.
- Remove the batteries if left for long periods of non-use.
- Never dispose of batteries in a fire.
- Battery disposal, spent or expired batteries must be properly disposed of and recycled in compliance with local regulations. For detailed information, contact your local authority.

Follow the battery manufacturer's safety, usage, and disposal instructions.

DISPOSAL

- Dispose of all packaging, paper, cartons and plastic and plastic bags in accordance with your local recycling regulations.
- At the end of the product's lifespan please dispose of it at an authorised household WEEE waste recycling centre.

